


Kindergarten

Homework Planner for the week of 3/3 to 3/7 Due Friday 3/7

*Packets will go home each Friday and will be due back by the following Friday. Please see the back for your child's special schedule and list of sight words introduced so far.

<p>Monday 3/3 – Day 6</p> <ul style="list-style-type: none">◇ Read or be read to for 10 minutes◇ <u>Practice High Frequency Words</u>	 <h3>Written Homework</h3> <ul style="list-style-type: none">◇ Foundations: A Nest to Rest: beginning and ending sounds◇ Math Practice(2 pages):. Counting and writing to 20 <p>Please put your name on all worksheets to be handed in.</p> <p><u>Do Not</u> hand this planner in. Please keep it at home for your reference.</p>
<p>Tuesday 3/4 – Day 1</p> <ul style="list-style-type: none">◇ Read or be read to for 10 minutes◇ <u>Practice High Frequency Words</u>	
<p>Wednesday 3/5 – Day 2</p> <ul style="list-style-type: none">◇ Read or be read to for 10 minutes◇ <u>Practice High Frequency Words</u>	
<p>Thursday 3/6 – Day 3</p> <ul style="list-style-type: none">◇ Read or be read to for 10 minutes◇ <u>Practice High Frequency Words</u>	
<p>Friday 3/7– Day 4 – 11:25 a.m. Dismissal</p> <ul style="list-style-type: none">◇ Read or be read to for 10 minutes◇ <u>Practice High Frequency Words</u>	

he we

Reminders:

- Friday 3/7 is Professional Development Day. Students will be dismissed at 11:25 a.m. No lunch will be served. Please pack your child a snack on that day.

Specials Schedule

Kirsch

Day 1 & 4 Gym
Day 2 & 5 Art
Day 3 & 6 Music
Day 5 Library

Leveque

Day 1 & 4 Art
Day 2 & 5 Music
Day 3 & 6 Gym
Day 2 Library

Wilson

Day 1 & 4 Music
Day 2 & 5 Gym
Day 3 & 6 Art
Day 3 Library

Library books are do back in school on or before your child's library day. Students will not get a new book if the old book has not been returned.

Don't forget your sneakers on Gym day!

High Frequency Words

Unit 1	Unit 2	Unit 3
* a	*see	be
*me	*look	*can
*the	*here	*do
* I	*is	*he
*like	*this	she
*my	*an	*to
	*and	was
		*we

*indicates the word has been introduced in class and students should be practicing the word at home

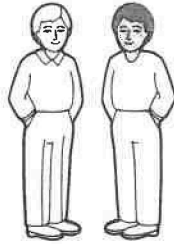
Name _____

A Nest to Rest

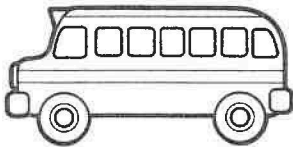
 Write each word.



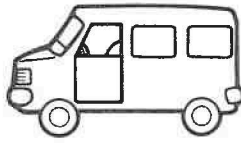
o




e



u



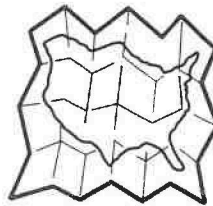
a



i



e



a

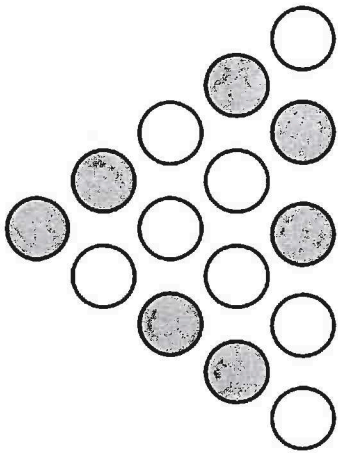


o


Bonus: Make a word: a . Write a sentence with it.

NAME: _____


Counting and Writing to 20



11
15
16



14
15
16



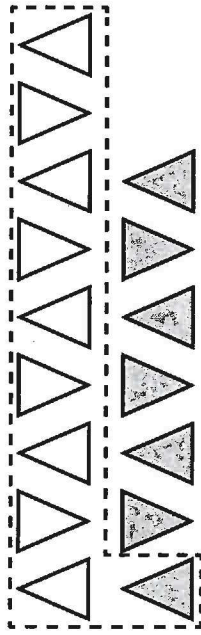
17
18
19

Ask children to count the objects and write the number counted.

NAME: _____

Counting and Writing to 20


Example



circle
10

14
15
16


16



circle
10

17
18
20

circle
10



12
13
14

Ask children to count the objects and write the number counted. Then have them check their answers by circling a group of 10 objects and counting the extra ones.